



MUSIQUE HEAD

Musicians aren't born, they are made

www.musique-head.com

AS IT WAS - HARRY STYLES

(This document is provided as a supplement to the video lesson [here](#))

—

Let me remind you that if you have questions, I am here to help you out!

HARRY STYLES - AS IT WAS

In this lesson, you will find these chords :

- B minor
- E major
- A major

CHORDS - HARRY STYLES - AS IT WAS		
BASS	CHORDS	COMPOSITION
B	B minor	D / F# / B
E	E major	E / G# / B
A	A major	E / A / C#

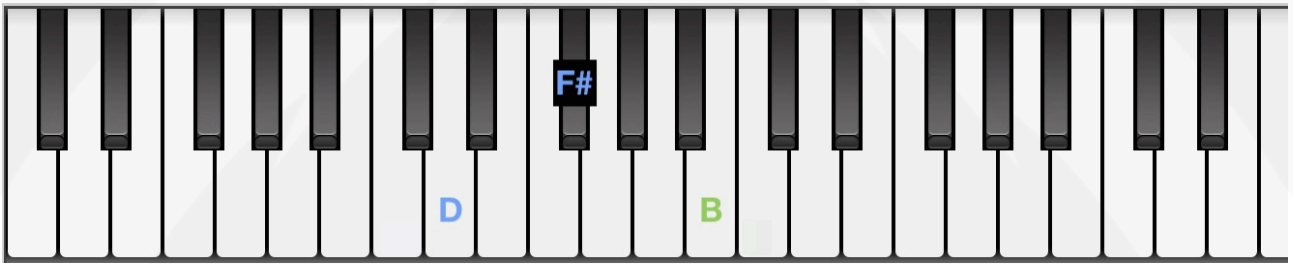
ATTENTION : You can invert any of the notes of these chords as you wish.

View the full lesson [here](#)


CHORDS COMPOSITION

Here's how to play those chords :

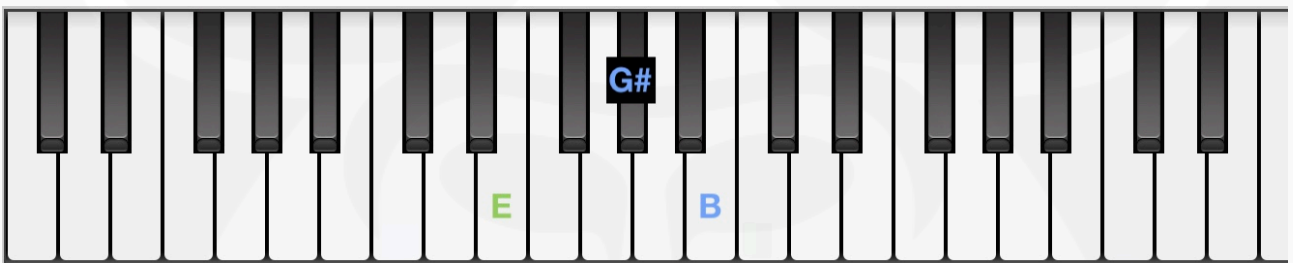
- B minor



- A major



- E major



View the full lesson [here](#)

RHYTHMIC PATTERN

In order to play this song, you can use the following pattern :

- Alternated Bass and Chord

Chord order for the introduction (just after the guitar melody)

CHORDS - HARRY STYLES - AS IT WAS		
BASS	CHORDS	COMPOSITION
		<i>GUITAR MELODY</i>
B (x4)	B minor (x4)	D / F# / B
E (x4)	E major (x4)	E / G# / B
A (x4)	A major (x4)	E / A / C#

In case you want to play the melody

CHORDS - HARRY STYLES - AS IT WAS		
BASS	CHORDS	COMPOSITION
		A - B - C# - B - B - B - B - A - E - C#
B (x1)	-	A - B - C# - B - B - B - B - A - B - A
E (x1)	-	A - B - C# - B - B - B - B - A - E - C#
A (x1)	-	A - B - C# - B - B - B - B - A - B - A

To a better grasp of the melody, I suggest you put your :

- 1st finger on the A note
- 2nd finger on the B note
- 3rd finger on the C# note
- 5th finger on the E note

View the full lesson [here](#)

Chord order for the verses / chorus

CHORDS - HARRY STYLES - AS IT WAS		
BASS	CHORDS	COMPOSITION
B (x8)	B minor (x8)	D / F# / B
E (x4)	E major (x4)	E / G# / B
A (x4)	A major (x4)	E / A / C#

- In order to play the 1st and 2nd verse, you will need to repeat this table 4 times.
- In order to play the 1st and 2nd chorus, you will need to repeat this table once.
- In order to play the bridge, you will need to play this table once.
- In order to play the interlude, you will need to play this tableau once.
- The song will then end by a chorus repeated 2 times, so you will need to play this table 2 times.

View the full lesson [here](#)

Musicians aren't born, they are made

www.musique-head.com