



# MUSIQUE HEAD

On ne naît pas musicien, on le devient

[www.musique-head.com](http://www.musique-head.com)

---

## **TUTO - ADELE - SOMEONE LIKE YOU**

( This document comes a complement to the full video lesson [here](#))

—

# ADELE - SOMEONE LIKE YOU

## CHORDS

In this song, you will find the following chords :

- A major
- C# minor
- F# minor
- D major
- E major

ADELE - SOMEONE LIKE YOU		
<i>BASS</i>	<i>CHORDS</i>	<i>COMPOSITION</i>
<b>A</b>	<b>A major</b>	<i>A / C# / E</i>
<b>C#</b>	<b>C# minor</b>	<i>G# / C# / E</i>
<b>F#</b>	<b>F# minor</b>	<i>A / C# / F#</i>
<b>D</b>	<b>D major</b>	<i>A / D / F#</i>
<b>E</b>	<b>E major</b>	<i>B / E / G#</i>

ATTENTION : You can invert the notes of these chords as you wish.


Watch the full lesson [here](#)

## CHORDS COMPOSITION

*Here's how to play those chords :*

Watch the full lesson [here](#)


- A major



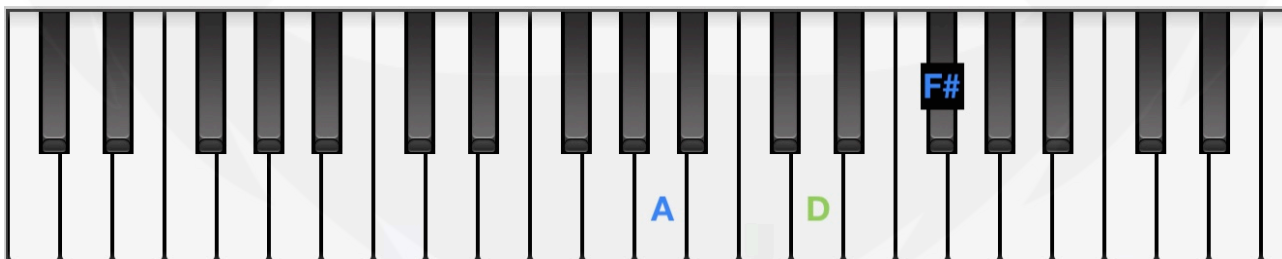
- C# minor




- F# minor



- D major



- E major



## METHOD

- Bass + chord in arpeggio on 4 beats

Ordre des accords pour l'introduction

ADELE - SOMEONE LIKE YOU		
<b>BASS</b>	<b>CHORDS</b>	<b>COMPOSITION</b>
<b>A (x1)</b>	<b>A major (x4)</b>	<i>A / C# / E</i>
<b>C# (x1)</b>	<b>C# minor (x4)</b>	<i>G# / C# / E</i>
<b>F# (x1)</b>	<b>F# minor (x4)</b>	<i>A / C# / F#</i>
<b>D (x1)</b>	<b>D major (x4)</b>	<i>A / D / F#</i>

In order to play the introduction, you will need to play this table once.

Watch the full lesson [here](#)

## Ordre des accords pour les couplets

ADELE - SOMEONE LIKE YOU		
BASS	CHORDS	COMPOSITION
A (x1)	A major (x4)	A / C# / E
C# (x1)	C# minor (x4)	G# / C# / E
F# (x1)	F# minor (x4)	F# or A / C# / F#
D (x1)	D major (x4)	A / D / F#

In order to play the first verse, you will need to play this table 3 times.

In order to play the second verse, you will need to play this table 2 times.

## CHORDS ORDER FOR THE PRE-CHORUS

ADELE - SOMEONE LIKE YOU		
BASS	CHORDS	COMPOSITION
E (x1)	E major (x2)	B / E / G#
F# (x1)	F# minor (x2)	A / C# / F#
D (x1)	D major (x4)	A / D / F#
E (x1)	E major (x2)	B / E / G#
F# (x1)	F# minor (x2)	A / C# / F#
D (x1)	D major (x2)	A / D / F#
E (x1)	E major (x2)	B / E / G#
D (x1)	D major (x2)	A / D / F#

In order to play the first pre chorus, you will need to play this table once.

Watch the full lesson [here](#)

In order to play the second pre chorus, you will need to play this table once.

ADELE - SOMEONE LIKE YOU		
BASS	CHORDS	COMPOSITION
E (x1)	E major (x2)	B / E / G#
F# (x1)	F# minor (x2)	A / C# / F#
D (x1)	D major (x4)	A / D / F#
E (x1)	E major (x2)	B / E / G#
F# (x1)	F# minor (x2)	A / C# / F#
D (x1)	D major (x2)	A / D / F#
-	D major (x2)	A / D / E
-	D major (x2)	A / D / F#
-	D major (x2)	A / D / G#

Chords order for the chorus

ADELE - SOMEONE LIKE YOU		
BASSE	ACCORD	COMPOSITION
A (x1)	A major (x2)	A / C# / E
E (x1)	E major (x2)	B / E / G#
F# (x1)	F# minor (x2)	A / C# / F#
D (x1)	D major (x2)	A / D / F#

In order to play the first chorus, you will need to play this table 5 times.

In order to play the second chorus, you will need to play this table 4 times.

Watch the full lesson [here](#)

## CHORDS ORDER FOR THE BRIDGE

ADELE - SOMEONE LIKE YOU		
<i>BASSE</i>	<i>ACCORD</i>	<i>COMPOSITION</i>
<b>E (x1)</b>	<b>E major (x4)</b>	<i>B / E / G#</i>
<b>F# (x1)</b>	<b>F# minor (x4)</b>	<i>A / C# / F#</i>
<b>D (x1)</b>	<b>D major (x4)</b>	<i>A / D / F#</i>
<b>C# (x1)</b>	<b>C# minor (x4)</b>	<i>G# / C# / E</i>
<b>D (x1)</b>	<b>D major (x2)</b>	<i>A / D / F#</i>
-	<b>D major (x2)</b>	<i>A / D / G#</i>
-	<b>D major (x2)</b>	<i>A / D / A</i>

In order to play the bridge, you will need to play this table once.

And then you will be able to end this song by playing the chorus one last time.

Watch the full lesson [here](#)

---

On ne naît pas musicien, on le devient

[www.musique-head.com](http://www.musique-head.com)